

INSIGHTS REPORT

missoulapubliclibrary.skedda.com

Date range: Last month (Friday, May 1, 2026–Sunday, May 31, 2026)

Days:Sun, Mon, Tue, Wed, Thu, Fri, Sat

Time range:9:15AM to 7:45PM

Spaces:All spaces

User tags: All user tags

Last updated:Monday, June 1, 2026 at 2:49PM



Utilization

39%

+6%

Bookings

975

12%

Users

300

-11%

Paid bookings

\$0

0%

Check-inrate

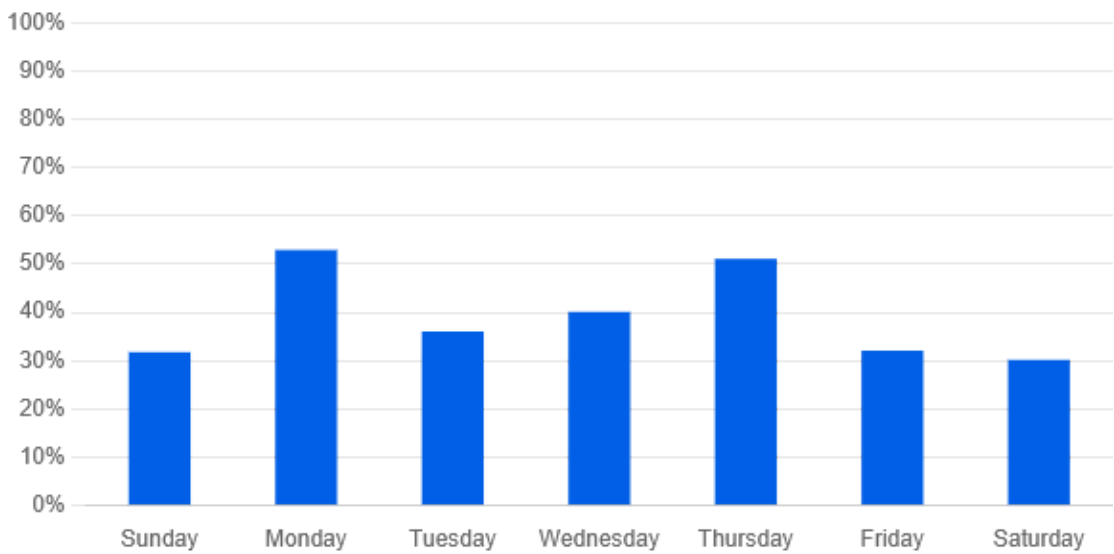
56%

+∞%

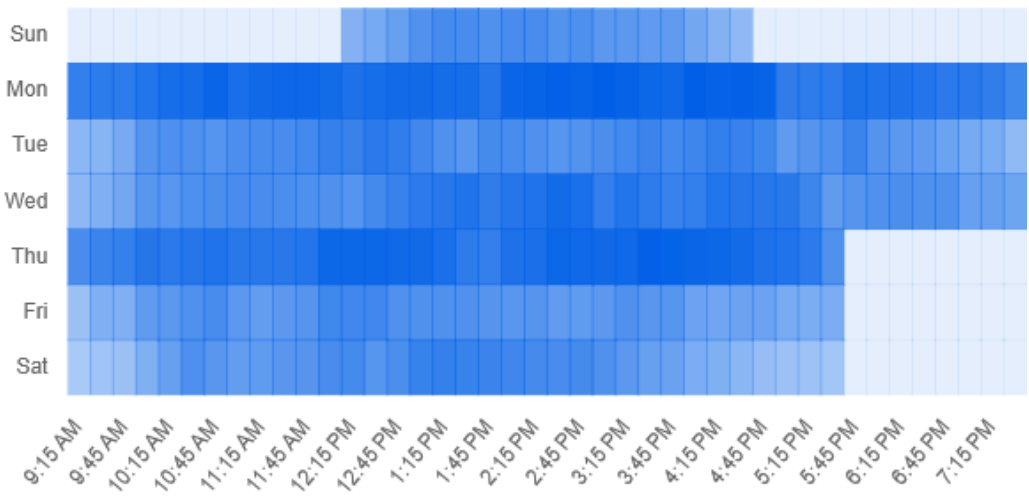
Busiest time

Mon 4:00 PM

Utilization by weekday



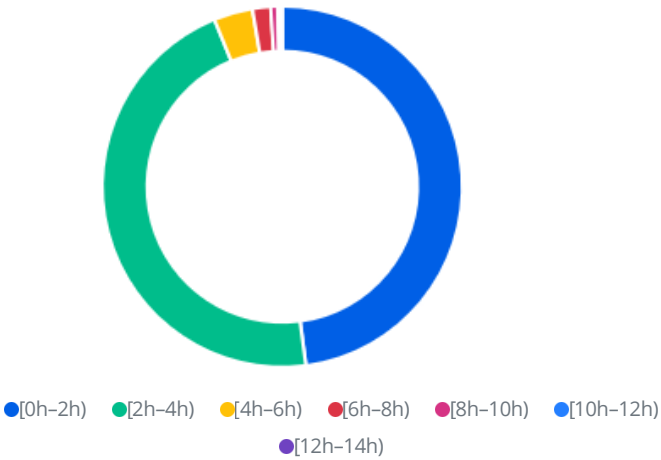
Utilization by time of week



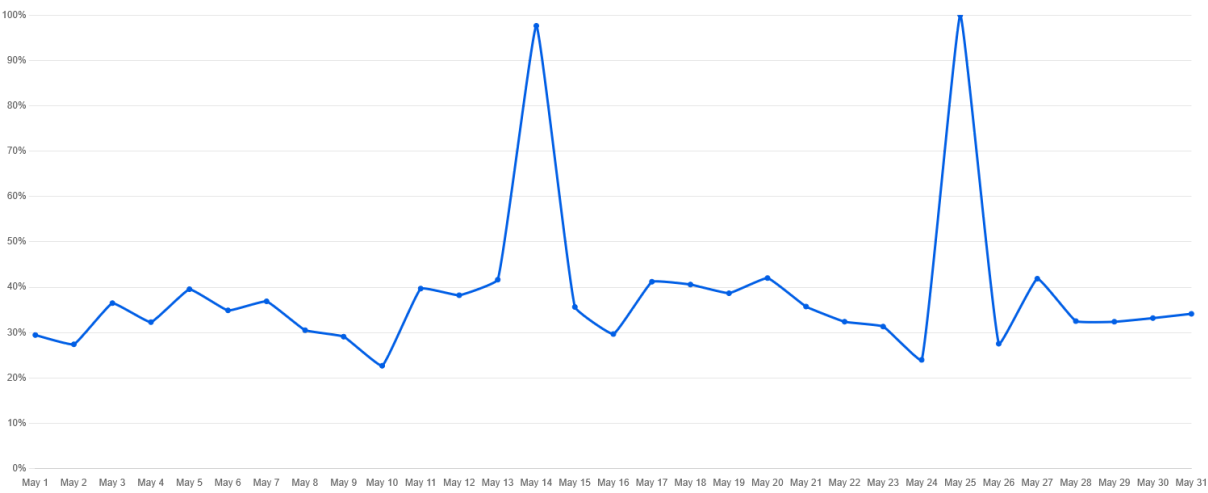
Top 10 spaces

Space	Bookings	Utilization	Trend	Check-in rate
Cooper Space A/B (Full)	31	83%	+8%	N/A
Blackfoot Communications Room	74	73%	-1%	N/A
Makerspace - Novice Maker	45	71%	-8%	54%
Study Room 306	105	70%	-1%	N/A
Cooper Space A (North)	35	70%	+1%	N/A
Ellingson Conference Room 316	73	69%	-14%	N/A
Study Room 305	99	67%	-5%	N/A
Study Room 308	107	67%	-7%	N/A
Cooper Space B (South)	26	65%	-13%	N/A
Study Room 307	99	64%	-9%	N/A

Duration breakdown



Utilization timeline



INSIGHTS REPORT

missoulapubliclibrary.skedda.com

Date range: Last month (Friday, May 1, 2026–Sunday, May 31, 2026)

Days: Sun, Mon, Tue, Wed, Thu, Fri, Sat

Time range: 9:15 AM to 7:45 PM

Spaces: All of [Meeting Rooms]

User tags: All user tags

Last updated: Monday, June 1, 2026 at 2:49 PM



Utilization

72%

4%

Bookings

235

19%

Users

111

-26%

Paid bookings

\$0

0%

Check-in rate

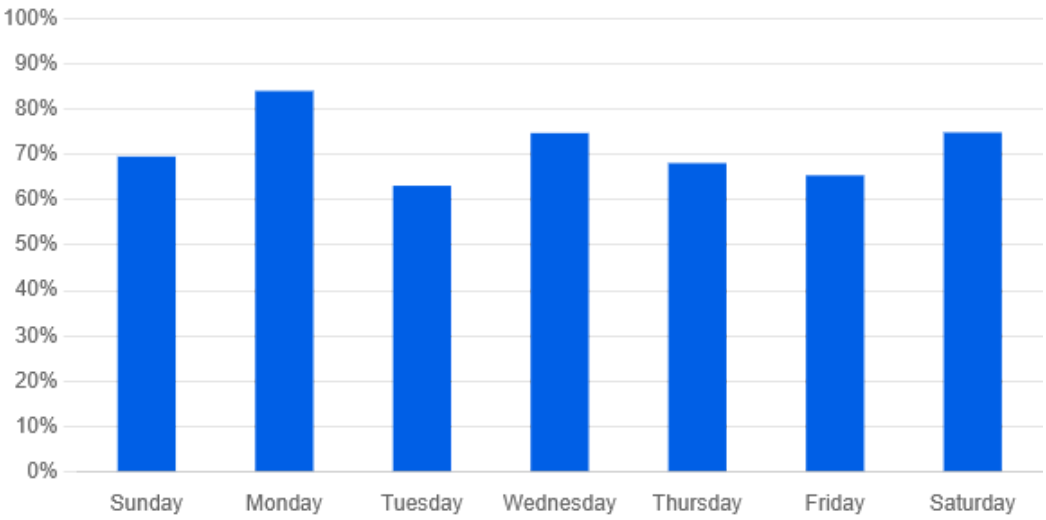
N/A

N/A

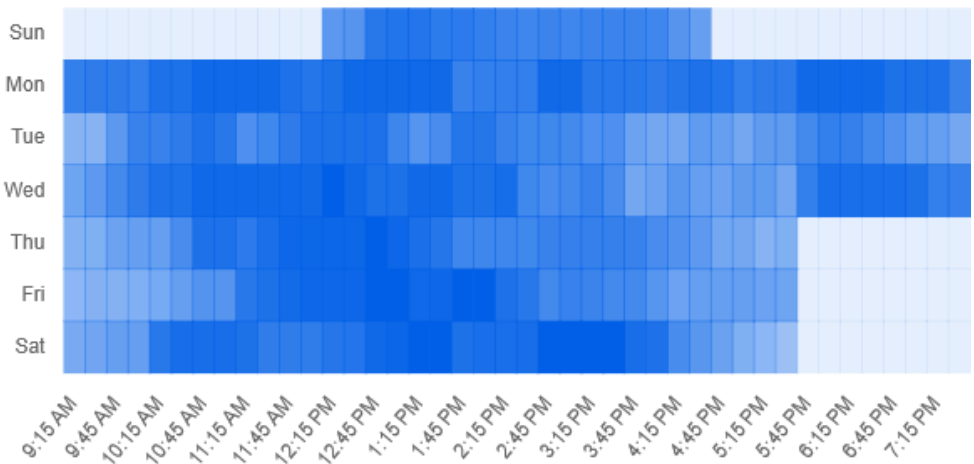
Busiest time

Wed 12:15 PM

Utilization by weekday



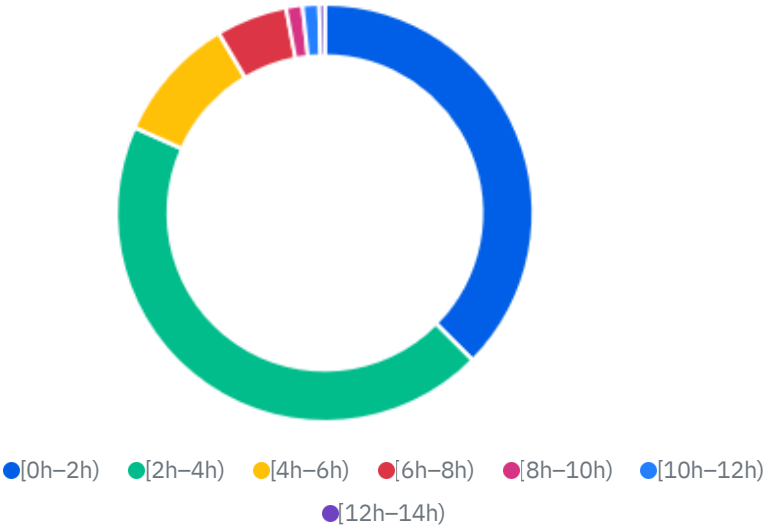
Utilization by time of week



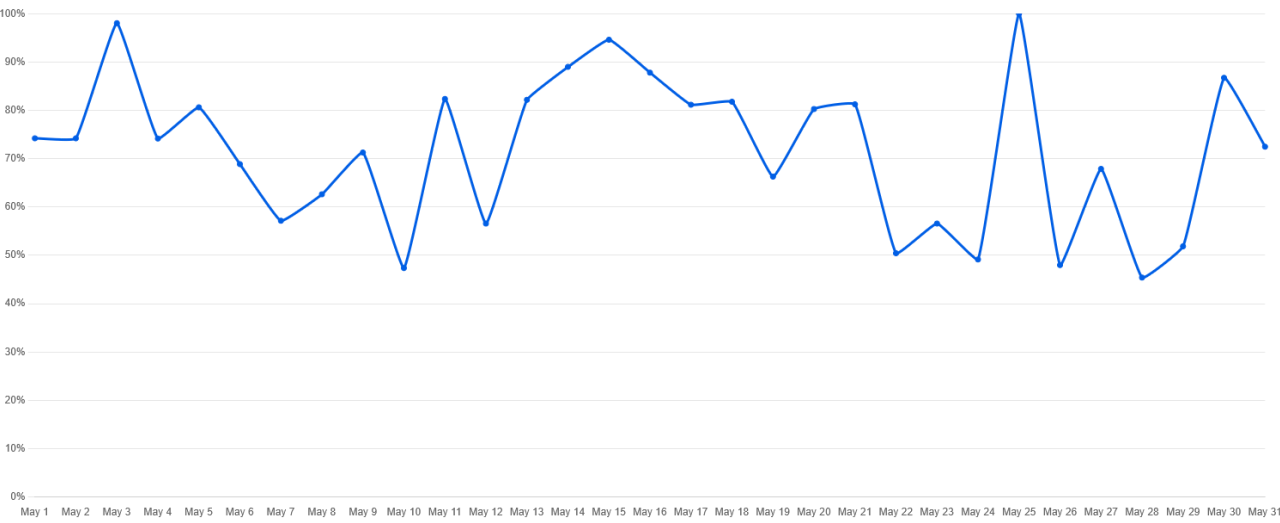
Top 10 spaces

Space	Bookings	Utilization	Trend	Check-in rate
Cooper Space A/B (Full)	31	83%	+8%	N/A
Blackfoot Communications Room	74	73%	-1%	N/A
Cooper Space A (North)	35	70%	+1%	N/A
Ellingson Conference Room 316	73	69%	-14%	N/A
Cooper Space B (South)	26	65%	-13%	N/A

Duration breakdown



Utilization timeline



INSIGHTS REPORT

missoulapubliclibrary.skedda.com

Date range: Last month (Friday, May 1, 2026–Sunday, May 31, 2026)

Days:Sun, Mon, Tue, Wed, Thu, Fri, Sat

Time range:9:15AM to 7:45PM

Spaces:All of [Study Spaces]

User tags: All user tags

Last updated:Monday, June 1, 2026 at 2:49PM



Utilization
52%

+4%

Bookings
516

16%

Users
160

+1%

Paid bookings
\$0

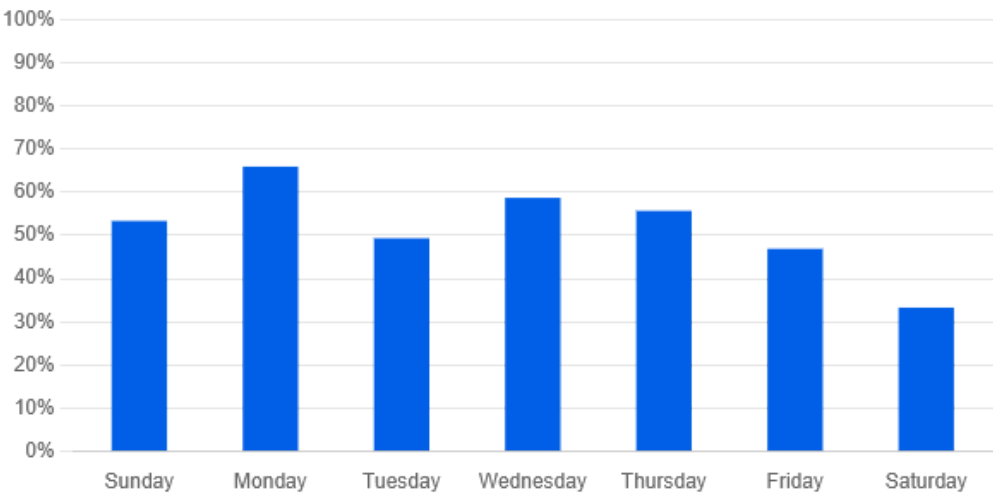
0%

Check-in rate
N/A

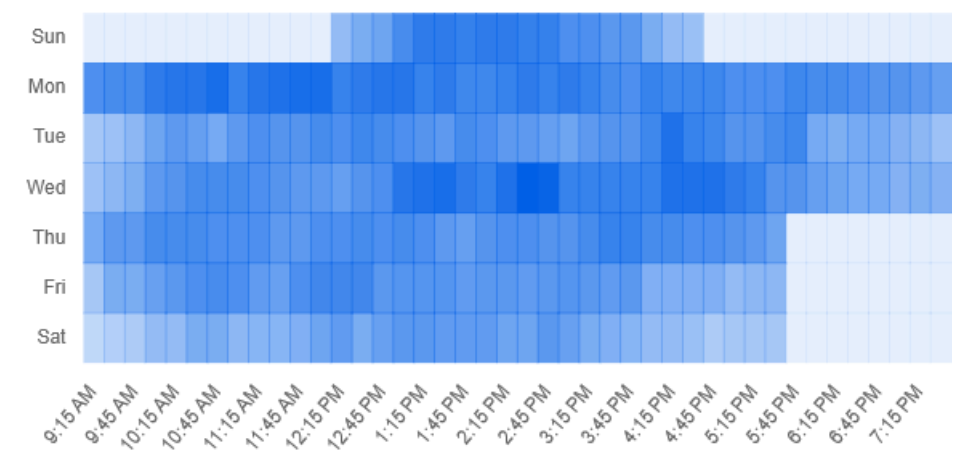
N/A

Busiest time
Wed 2:30PM

Utilization by weekday



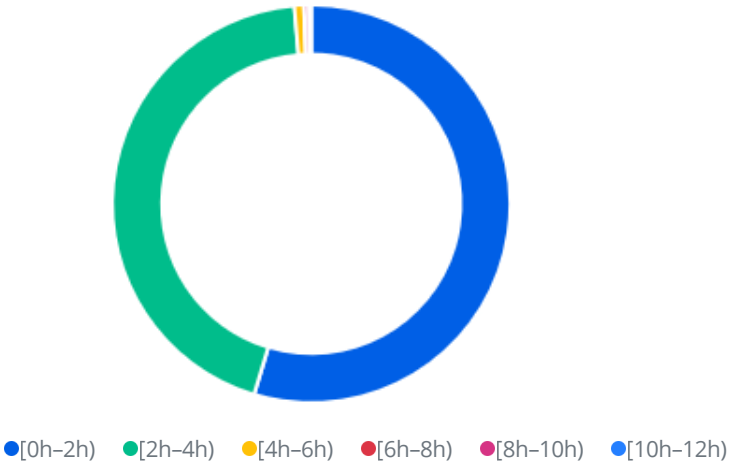
Utilization by time of week



Top 10 spaces

Space	Bookings	Utilization	Trend	Check-in rate
Study Room 306	105	70%	-1%	N/A
Study Room 305	99	67%	-5%	N/A
Study Room 308	107	67%	-7%	N/A
Study Room 307	99	64%	-9%	N/A
For Youth Only Study Room 202	54	37%	+32%	N/A
For Youth Only Study Room 204	35	30%	+106%	N/A
For Youth Only Study Room 203	29	26%	+35%	N/A

Duration breakdown



Utilization timeline



INSIGHTS REPORT

missoulapubliclibrary.skedda.com

Date range: Last month (Friday, May 1, 2026–Sunday, May 31, 2026)

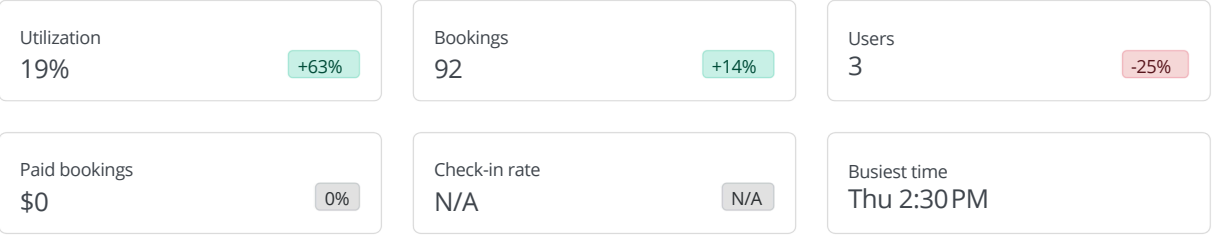
Days:Sun, Mon, Tue, Wed, Thu, Fri, Sat

Time range:9:15AM to 7:45PM

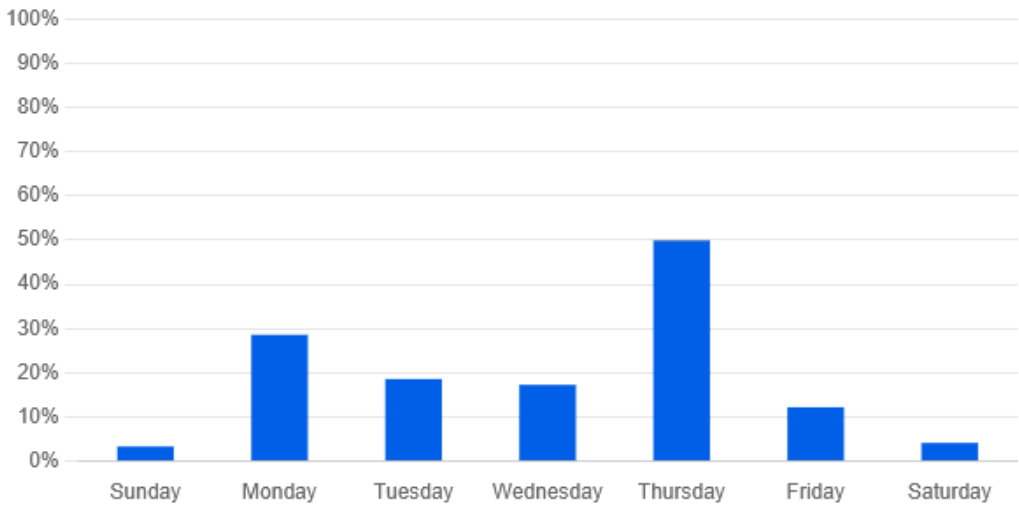
Spaces:All of [Internal Use]

User tags: All user tags

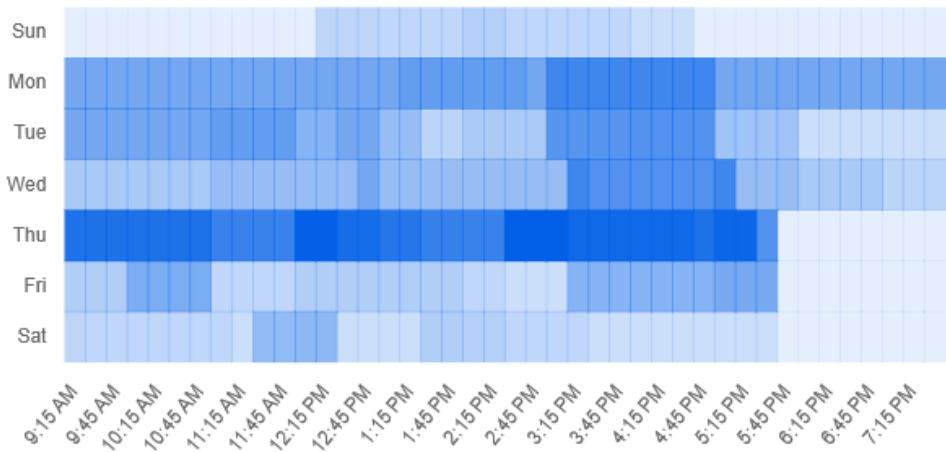
Last updated:Monday, June 1, 2026 at 2:49PM



Utilization by weekday



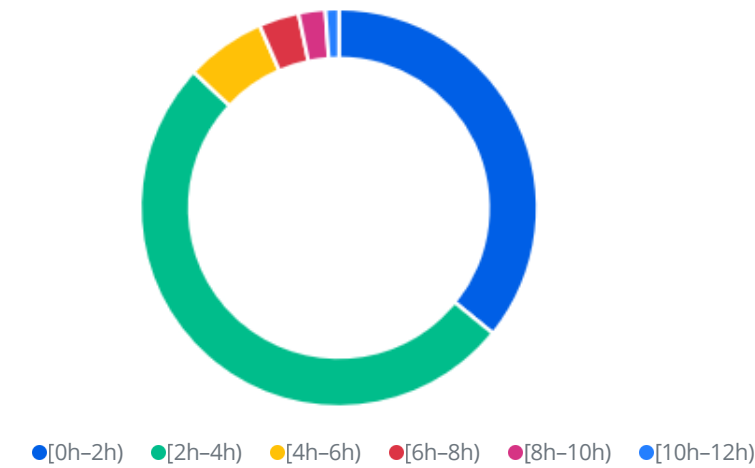
Utilization by time of week



Top 10 spaces

Space	Bookings	Utilization	Trend	Check-in rate
Imaginarium 221	40	30%	+2%	N/A
Art Box 236	31	28%	+23%	N/A
SpectrUM Classroom	11	21%	+147%	N/A
Fam First Classroom	9	14%	+525%	N/A
Test	4	8%	+∞%	N/A
Passport Office	3	6%	+∞%	N/A

Duration breakdown



Utilization timeline

